

ABRASIMETRO MOD. 5900 A MOVIMENTO ALTERNATO (reciprocating) per prove di resistenza all'abrasione. L'uso di questo strumento è previsto da numerose normative ed è particolarmente indicato per testare provini dalla forma piatta.



Il provino viene montato su un piatto scorrevole in moto alternato, sottostante ad un puntale abrasivo fisso.

Un contrappeso consente di bilanciare il peso del braccio che regge il puntale prima di posizionare il carico di prova, garantendo così l'esattezza del carico stesso.

Un sistema a cavalletto consente inoltre di regolare l'altezza del braccio di prova conformemente all'altezza del provino.

I parametri di prova sono regolabili come segue:

Corsa da 6 a 155 mm.


Velocità da 3 a 75 cicli/min.

Carico da 1 a 24 Newton

Altezza del braccio max 130 mm.

Dimensioni del provino standard : 216x278 mm

Alimentazione : 230 V,50/60 Hz



ACCESSORI

Gruppo Assemblaggio braccio (1 kit).

Set pesi 1N, 2N, 2,5N, 5N, 10N, 24N (6 pz).

Bussola per punte abrasive Wearaser.

Wearaser CS-10 (10 pz) tipo resiliente.

Wearaser H-18 (5 pz) tipo vetrificato.


Attrezzo per ripristino punte Wearaser di tipo vetrificato.

S-14 (50pz) Strisce abrasive per ripristino punte Wearaser di tipo resiliente.

Morsetti per fissare i provini (2 pz).


Chiave esagonale.

Spazzola.



KIT PER NORMA GMW 14125

Con un apposito opzionale il Taber 5900 è in grado di eseguire la norma GMW 14125. Questo test permette di valutare la resistenza all'abrasione di prodotti tessili utilizzati all'interno auto delle vetture GM. In funzione dello spessore e della tipologia del prodotto sono previsti 3 speciali porta campioni.





Normative varie

Il TABER® Reciprocating Abraser 5900 può eseguire quanto richiesto dalle normative sotto elencate :

ASTM	F 2496	Standard Practice for Determining the Scratch Hardness and Scrape Adhesion of Prints and Coatings
GME	60248	Scraping of Coatings on Elastomers and Textile Interiors
GME	60368	Determination of Abrasion Resistance of Artificial Leather
GMW	14125	Linear Abrasion Testing
ISO	12137-1	Paints and varnishes - Determination of scratch resistance - Part 1: Method using a curved stylus
ISO	1518	Paints and Varnishes – Scratch Test
ISO/IEC	10373-2	Identification cards - Test methods - Part 2: Cards with magnetic stripes
Depte of Defense	MIL-STD-2223	Method 6004 - Print Identification or Color Code Durability

Frequently Asked Questions

What is the difference between the Reciprocating Abraser and Linear Abraser?

The Reciprocating Abraser utilizes a specimen platform that moves under a fixed tool holder. While the tool holder is affixed to a pivoting arm, the test attachment will follow the contours of the specimen but the contact angle will change. The Linear Abraser incorporates a "free-floating head" that strokes in a linear motion. The test attachment is affixed to a spline shaft that moves vertically in relation to the specimen contour.

What can be tested with this instrument?

Flat specimens, including textile products or rigid materials are ideal. The tester also can accommodate cylindrical specimens such as hoses. Provided the contour is not too great, finished products can also be tested with the Reciprocating Abraser. If you are not sure if this instrument will work for your application, submit specimens through the "Taber Test Your Samples" program.

How is the stroke length changed?

The Reciprocating Abraser utilizes a scotch-yoke system to generate the reciprocating movement of the specimen holder. To adjust the stroke length from 6mm to 155mm, the specimen platform is removed to access the scotch yoke drive. A reference ruler helps to set the exact stroke length.

How is speed adjusted?

Speed is adjusted through the operator interface and can be adjusted from 3 to 75 cycles per minute.

How is the test load changed?

A counterweight enables the operator to balanced the test arm to a zero load. Once this is accomplished, weight discs can be mounted to the tool holder. The standard weights that are supplied include 1N, 2N, 2.5N, 5N, 10N and 24N.

What types of abrasants are available?

The standard abrasants used with both the Reciprocating Abraser and Linear Abraser are referred to as a Wearaser™. Manufactured from the same materials as the world famous Taber wheels, both Calibrase® and Calibrade® Wearasers™ are available. Custom abrasants are also available by contacting Taber Industries.

My Collet does not hold the Wearaser ® securely.

Over time, the inside of the collet may wear with use. Before replacing, we recommend cleaning the outside of the Wearaser with a cloth and Isopropyl alcohol. If this does not resolve the issue, contact Taber Industries to purchase a new collet.

What is the minimum load that I can test with? What is the maximum load?

Without any supplemental weights, the base load of the Reciprocating Abraser can be balanced to 0g. This permits the counterweight to be adjusted for testing at very light loads. Using the accessory test weights, a maximum load of 24N can be applied.

What is the power requirement?

The instrument can be connected to 115 or 230 volt, 50/60 circuits. Two power cords are provided along with the appropriate fuses.

Can I correlate the results with a Taber Linear Abraser or Rotary Abraser?

Provided the specimens are flat, the results generated using a Linear Abraser and Reciprocating Abraser should be equivalent (assuming all test parameters are the same). Due to differences in how the wear paths are generated, testing parameters and the unique wear properties of each material, there is no standard formula to correlate test results between the Reciprocating Abraser and Taber Rotary Abraser. If you are attempting to correlate the results, Taber recommends correlating through experimentation to determine the appropriate settings.